




**ENERG**  
енергия · ενεργεια

Y IJA  
IE IA

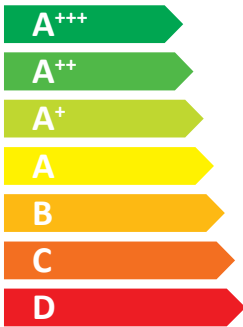


METROSAVER MB 6



55 °C

35 °C



**A++**

**A+++**



**43** dB



dB



2019

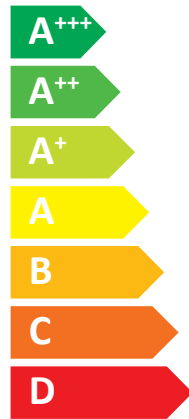

811/2013




**ENERG**  
енергия · ενέργεια



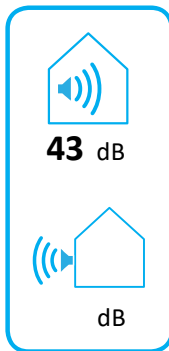
METROSAVER MB 6



**A++**



**A**



2019

811/2013



# ENERG

енергия · ενέργεια

Y






IJA


IE


IA





## METROSAVER MB 6













+ 

+ 

+ 


+ 

Supplier's name:	<b>METRO THERM A/S</b>		
Model:	<b>Metrosaver MB 6</b>		
Temperature application	35	55	°C
Declared load profile for water heating	<b>XL</b>		
Seasonal space heating energy efficiency class, average climate:	<b>A+++</b>	<b>A++</b>	
Water heating energy efficiency class, average climate:	<b>A</b>		
Rated heat output, average climate:	7	6	kW
Annual energy consumption for space heating, average climate	3010	3425	kWh
Annual electricity consumption for water heating, average climate	1709		kWh
Seasonal space heating energy efficiency, average climate:	184	137	%
Water heating energy efficiency, average climate:	98		%
Sound power level LWA indoors	43		dB
Rated heat output, cold climate:	7	6	kW
Rated heat output, warm climate:	7	6	kW
Annual energy consumption for space heating, cold climate	3487	3969	kWh
Annual electricity consumption for water heating, cold climate	1709		kWh
Annual energy consumption for space heating, warm climate	1964	2233	kWh
Annual electricity consumption for water heating, warm climate	1709		kWh
Seasonal space heating energy efficiency, cold climate:	190	141	%
Water heating energy efficiency, cold climate:	98		%
Seasonal space heating energy efficiency, warm climate:	182	136	%
Water heating energy efficiency, warm climate:	98		%
Sound power level LWA outdoors	-		dB

#### Data for package fiche

Controller class	VII		
Controller contribution to efficiency	3,5		%
Seasonal space heating energy efficiency of package, average climate:	188	140	%
Seasonal space heating energy efficiency class for package, average climate:	<b>A+++</b>	<b>A++</b>	%
Seasonal space heating energy efficiency of package, cold climate:	193	145	%
Seasonal space heating energy efficiency of package, warm climate:	186	139	%

<b>Model(s):</b>		<b>Metrosaver MB 6</b>									
Type of heat source/sink:		Brine-to-water									
Low-temperature heat pump:		No									
Equipped with supplementary heater:		Yes									
Heat pump combination heater:		Yes									
Climate condition:		Average									
Temperature application:		Medium temperature (55 °C)									
Applied standards: EN14825 and EN16147											
<b>Rated heat output</b>		Prated	6,0	kW	<b>Seasonal space heating energy efficiency</b>		$\eta_s$	137	%		
<i>Declared capacity for part load at outdoor temperature Tj</i>				<i>Declared coefficient of performance for part load at outdoor temperature Tj</i>							
Tj = -7 °C	Pdh	4,8	kW	Tj = -7 °C	COPd	3,18	-				
Tj = +2 °C	Pdh	5,3	kW	Tj = +2 °C	COPd	3,69	-				
Tj = +7 °C	Pdh	5,6	kW	Tj = +7 °C	COPd	4,02	-				
Tj = +12 °C	Pdh	6,0	kW	Tj = +12 °C	COPd	4,29	-				
Tj = biv	Pdh	4,9	kW	Tj = biv	COPd	3,30	-				
Tj = TOL	Pdh	4,5	kW	Tj = TOL	COPd	2,96	-				
Tj = -15 °C (if TOL < -20 °C)	Pdh		kW	Tj = -15 °C (if TOL < -20 °C)	COPd		-				
Bivalent temperature				T <sub>biv</sub>	-5,3	°C	Operation limit temperature		TOL	-10	°C
Cycling interval capacity for heating				P <sub>cyh</sub>		kW	Cycling interval efficiency		COP <sub>cyh</sub>		-
Degradation co-efficient				Cdh	0,99	-	temperature		WTOL	65	°C
<i>Power consumption in modes other than active mode</i>				<i>Supplementary heater</i>							
Off mode	P <sub>OFF</sub>	0,002	kW	Rated heat output		P <sub>sup</sub>	1,5	kW			
Thermostat-off mode	P <sub>TO</sub>	0,01	kW	Type of energy input		Electric					
Standby mode	P <sub>SB</sub>	0,007	kW								
Crankcase heater mode	P <sub>CK</sub>	0,014	kW								
<i>Other items</i>											
Capacity control	fixed			Rated air flow rate, outdoors				m <sup>3</sup> /h			
Sound power level, indoors/outdoors	L <sub>WA</sub>	43/-	dB	Rated water flow rate, indoor heat exchanger		0,90		m <sup>3</sup> /h			
Annual energy consumption	Q <sub>HE</sub>	3425	kWh	Rated brine or water flow rate, outdoor heat exchanger		0,90		m <sup>3</sup> /h			
<i>For heat pump combination heater:</i>											
<b>Declared load profile</b>		<b>XL</b>		<b>Water heating energy efficiency</b>		$\eta_{wh}$	98	%			
Daily electricity consumption		Q <sub>elec</sub>	7,78	kWh	Daily fuel consumption		Q <sub>fuel</sub>	kWh			
Annual electricity consumption		AEC	1709	kWh	Annual fuel consumption		AFC	GJ			
<b>Approved by:</b>											
<b>Contact details</b>		<b>METRO THERM A/S Rundinsvej 55 DK-3200 Helsingør www.metrotherm.dk</b>									