




ENERG

енергия · ενεργεια



METROSAVER MB F6

 35 °C



A⁺⁺

A⁺⁺⁺

A⁺⁺⁺

A⁺⁺

A⁺

A

B

C


D

E

F

G

+



+



+



+





ENERG

енергия · ενέργεια

Y






IJA


IE


IA





METROSAVER MB F6








+ 






+ 

+ 

+ 



55 °C



ENERG
енергия · ενεργεια

Y IJA
IE IA



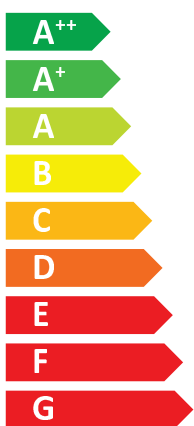
METROSAVER MB F6



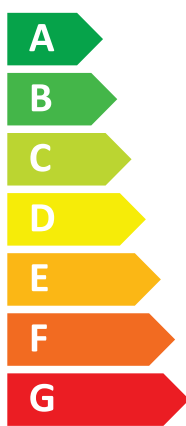
55 °C



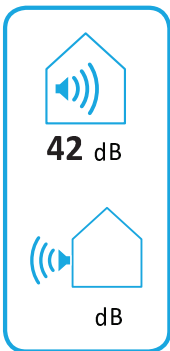
XL



A++



A



2015

811/2013



ENERG
енергия · ενεργεια



METROSAVER MB F6



55 °C


35 °C



42 dB



dB



kW



kW




2015

811/2013

Supplier's name:	METRO THERM A/S		
Model:	Metrosaver MB F6		
Temperature application	35	55	°C
Declared load profile for water heating	XL		
Seasonal space heating energy efficiency class, average climate:	A++	A++	
Water heating energy efficiency class, average climate:	A		
Rated heat output, average climate:	5,5	5,5	kW
Annual energy consumption for space heating, average climate	2188	2875	kWh
Annual electricity consumption for water heating, average climate	1642		kWh
Seasonal space heating energy efficiency, average climate:	200	150	%
Water heating energy efficiency, average climate:	102		%
Sound power level LWA indoors	42		dB
Rated heat output, cold climate:	5,5	5,5	kW
Rated heat output, warm climate:	5,5	5,5	kW
Annual energy consumption for space heating, cold climate	2481	3287	kWh
Annual electricity consumption for water heating, cold climate	1642		kWh
Annual energy consumption for space heating, warm climate	1408	1852	kWh
Annual electricity consumption for water heating, warm climate	1642		kWh
Seasonal space heating energy efficiency, cold climate:	211	157	%
Water heating energy efficiency, cold climate:	102		%
Seasonal space heating energy efficiency, warm climate:	201	151	%
Water heating energy efficiency, warm climate:	102		%
Sound power level LWA outdoors	-		dB

Data for package fiche

Controller class	VII		
Controller contribution to efficiency	3,5		%
Seasonal space heating energy efficiency of package, average climate:	204	154	%
Seasonal space heating energy efficiency class for package, average climate:	A+++	A+++	%
Seasonal space heating energy efficiency of package, cold climate:	215	161	%
Seasonal space heating energy efficiency of package, warm climate:	205	155	%

Model(s):				Metrosaver MB F6								
Type of heat source/sink:				Brine-to-water								
Low-temperature heat pump:				No								
Equipped with supplementary heater:				Yes								
Heat pump combination heater:				Yes								
Climate condition:				Average								
Temperature application:				Medium temperature (55 °C)								
Applied standards: EN14825 and EN16147												
Rated heat output				Prated	5,5	kW		Seasonal space heating energy efficiency				
								η_s	150	%		
<i>Declared capacity for part load at outdoor temperature Tj</i>								<i>Declared coefficient of performance for part load at outdoor temperature Tj</i>				
Tj = -7 °C	Pdh	5,0	kW		Tj = -7 °C	COPd	3,06	kW				
Tj = +2 °C	Pdh	3,0	kW		Tj = +2 °C	COPd	3,97	kW				
Tj = +7 °C	Pdh	2,0	kW		Tj = +7 °C	COPd	4,63	kW				
Tj = +12 °C	Pdh	1,2	kW		Tj = +12 °C	COPd	4,86	kW				
Tj = biv	Pdh	5,4	kW		Tj = biv	COPd	2,84	kW				
Tj = TOL	Pdh	5,4	kW		Tj = TOL	COPd	2,84	kW				
Tj = -15 °C (if TOL < -20 °C)	Pdh		kW		Tj = -15 °C (if TOL < -20 °C)	COPd		kW				
Bivalent temperature				T _{biv}	-10	°C		Operation limit temperature				
Cycling interval capacity for heating				P _{cyh}		kW		Cycling interval efficiency				
Degradation co-efficient				Cdh	0,99	-		temperature				
								WTOL	65	°C		
<i>Power consumption in modes other than active mode</i>								<i>Supplementary heater</i>				
Off mode	P _{OFF}	0,002	kW		Rated heat output				P _{sup}	0,1	kW	
Thermostat-off mode	P _{TO}	0,007	kW									
Standby mode	P _{SB}	0,007	kW		Type of energy input				Electric			
Crankcase heater mode	P _{CK}	0,009	kW									
<i>Other items</i>												
Capacity control	fixed			Rated air flow rate, outdoors							m ³ /h	
Sound power level, indoors/outdoors	L _{WA}	42/-	dB		Rated brine or water flow rate, outdoor heat exchanger					0,68	m ³ /h	
Annual energy consumption	Q _{HE}	2875	kWh									
<i>For heat pump combination heater:</i>												
Declared load profile				XL				Water heating energy efficiency				
								η_{wh}				
								102				
								%				
Daily electricity consumption	Q _{elec}	7,48	kWh		Daily fuel consumption				Q _{fuel}		kWh	
Annual electricity consumption	AEC	1642	kWh		Annual fuel consumption				AFC		GJ	
Approved by:												
Contact details				METRO THERM A/S Rundinsvej 55 DK-3200 Helsingør www.metrotherm.dk								