




ENERG
енергия · ενεργεια

Y IJA
IE IA



METROAIR I 8



55 °C

35 °C



A++


A++



dB



53 dB



kW

kW



2015

811/2013



ENERG
енергия · ενεργεια

Y IJA
IE IA



METROAIR I 8 + METROAIR 330



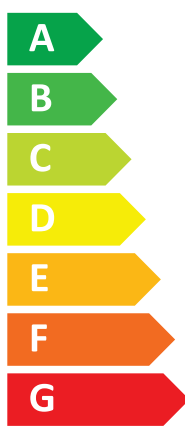
55 °C



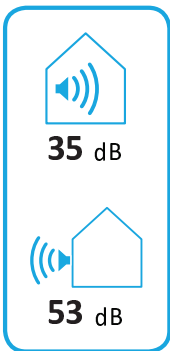
XL



A++



A



2015

811/2013



ENERG

енергия · ενέργεια

Y

IJA

IE

IA



METROAIR I 8 + METROAIR 330

 35 °C



A⁺⁺

A⁺⁺⁺

A⁺⁺⁺

A⁺⁺

A⁺

A

B

C


D

E

F

G

+



+



+




+











ENERG



енергия · ενέργεια





METROAIR I 8 + METROAIR 330










55 °C







+ 

+ 

+ 


+ 

Supplier's name:	METRO THERM A/S		
Model:	Metroair I 8 + Metroair 330		
Temperature application	35	55	°C
Declared load profile for water heating	XL		
Seasonal space heating energy efficiency class, average climate:	A++	A++	
Water heating energy efficiency class, average climate:	A		
Rated heat output, average climate:	5,9	6,3	kW
Annual energy consumption for space heating, average climate	2544	3472	kWh
Annual electricity consumption for water heating, average climate	1661		kWh
Seasonal space heating energy efficiency, average climate:	189	147	%
Water heating energy efficiency, average climate:	101		%
Sound power level LWA indoors	35		dB
Rated heat output, cold climate:	6,8	7,4	kW
Rated heat output, warm climate:	5,9	6,3	kW
Annual energy consumption for space heating, cold climate	4182	5524	kWh
Annual electricity consumption for water heating, cold climate	1895		kWh
Annual energy consumption for space heating, warm climate	1452	1939	kWh
Annual electricity consumption for water heating, warm climate	1473		kWh
Seasonal space heating energy efficiency, cold climate:	158	130	%
Water heating energy efficiency, cold climate:	88		%
Seasonal space heating energy efficiency, warm climate:	214	171	%
Water heating energy efficiency, warm climate:	114		%
Sound power level LWA outdoors	53		dB

Data for package fiche

Controller class	VI		
Controller contribution to efficiency	4,0		%
Seasonal space heating energy efficiency of package, average climate:	193	151	%
Seasonal space heating energy efficiency class for package, average climate:	A+++	A+++	%
Seasonal space heating energy efficiency of package, cold climate:	162	134	%
Seasonal space heating energy efficiency of package, warm climate:	218	175	%

Model(s):				Metroair I 8 + Metroair 330							
Type of heat source/sink:				Air-to-water							
Low-temperature heat pump:				No							
Equipped with supplementary heater:				Yes							
Heat pump combination heater:				Yes							
Climate condition:				Average							
Temperature application:				Medium temperature (55 °C)							
Applied standards: EN14825 and EN16147											
Rated heat output				Prated	6,3	kW	Seasonal space heating energy efficiency				
							η_s	147	%		
<i>Declared capacity for part load at outdoor temperature Tj</i>								<i>Declared coefficient of performance for part load at outdoor temperature Tj</i>			
Tj = -7 °C	Pdh	5,5	kW	Tj = -7 °C	COPd	2,48			-		
Tj = +2 °C	Pdh	4,1	kW	Tj = +2 °C	COPd	3,80			-		
Tj = +7 °C	Pdh	2,9	kW	Tj = +7 °C	COPd	4,45			-		
Tj = +12 °C	Pdh	3,3	kW	Tj = +12 °C	COPd	5,26			-		
Tj = biv	Pdh	5,5	kW	Tj = biv	COPd	2,48			-		
Tj = TOL	Pdh	5,7	kW	Tj = TOL	COPd	2,34			-		
Tj = -15 °C (if TOL < -20 °C)	Pdh		kW	Tj = -15 °C (if TOL < -20 °C)	COPd				-		
Bivalent temperature				T _{biv}	-7	°C	Operation limit temperature		TOL	-10	°C
Cycling interval capacity for heating				P _{cyh}		kW	Cycling interval efficiency		COP _{cyh}		-
Degradation co-efficient				Cdh	0,99	-	Heating water operating limit		WTOL	65	°C
<i>Power consumption in modes other than active mode</i>								<i>Supplementary heater</i>			
Off mode	P _{OFF}	0,025	kW	Rated heat output		P _{sup}	0,6	kW			
Thermostat-off mode	P _{TO}	0,01	kW	Type of energy input		Electric					
Standby mode	P _{SB}	0,025	kW								
Crankcase heater mode	P _{CK}	0,037	kW								
<i>Other items</i>											
Capacity control	variable			Rated air flow rate, outdoors			2300	m ³ /h			
Sound power level, indoors/outdoors	L _{WA}	35/53	dB	Rated water flow rate, indoor heat exchanger			variable	m ³ /h			
Annual energy consumption	Q _{HE}	3472	kWh	Rated brine or water flow rate, outdoor heat exchanger				m ³ /h			
<i>For heat pump combination heater:</i>											
Declared load profile				XL				Water heating energy efficiency			
								η_{wh}	101	%	
Daily electricity consumption	Q _{elec}	7,56	kWh	Daily fuel consumption		Q _{fuel}			kWh		
Annual electricity consumption	AEC	1661	kWh	Annual fuel consumption		AFC			GJ		
Approved by:											
Contact details				METRO THERM A/S Rundinsvej 55 DK-3200 Helsingø www.metrotherm.dk							