




ENERG
енергия · ενεργεια



METROAIR I 16



55 °C


35 °C




dB



55 dB



kW



kW



2015


811/2013



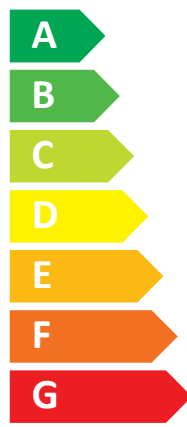
ENERG Y IJA
 енергия · ενεργεια IE IA



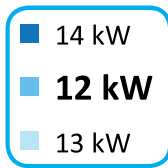
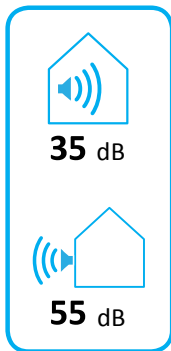
METROAIR I 16 + METROAIR 330



A++



A



2015

811/2013



ENERG

енергия · ενέργεια

Y






IJA


IE


IA





METROAIR I 16 + METROAIR 330













+ 

+ 

+ 


+ 

Supplier's name:	METRO THERM A/S		
Model:	Metroair I 16 + Metroair 330		
Temperature application	35	55	°C
Declared load profile for water heating	XL		
Seasonal space heating energy efficiency class, average climate:	A++	A++	
Water heating energy efficiency class, average climate:	A		
Rated heat output, average climate:	11	12,3	kW
Annual energy consumption for space heating, average climate	4502	6524	kWh
Annual electricity consumption for water heating, average climate	1616		kWh
Seasonal space heating energy efficiency, average climate:	199	153	%
Water heating energy efficiency, average climate:	104		%
Sound power level LWA indoors	35		dB
Rated heat output, cold climate:	13,0	14,0	kW
Rated heat output, warm climate:	13,0	13,0	kW
Annual energy consumption for space heating, cold climate	7543	9765	kWh
Annual electricity consumption for water heating, cold climate	1758		kWh
Annual energy consumption for space heating, warm climate	3153	3867	kWh
Annual electricity consumption for water heating, warm climate	1448		kWh
Seasonal space heating energy efficiency, cold climate:	167	138	%
Water heating energy efficiency, cold climate:	95		%
Seasonal space heating energy efficiency, warm climate:	217	177	%
Water heating energy efficiency, warm climate:	116		%
Sound power level LWA outdoors	55		dB

Data for package fiche

Controller class	VI		
Controller contribution to efficiency	4,0		%
Seasonal space heating energy efficiency of package, average climate:	203	157	%
Seasonal space heating energy efficiency class for package, average climate:	A+++	A+++	%
Seasonal space heating energy efficiency of package, cold climate:	171	142	%
Seasonal space heating energy efficiency of package, warm climate:	221	181	%

Model(s):				Metroair I 16 + Metroair 330								
Type of heat source/sink:				Air-to-water								
Low-temperature heat pump:				No								
Equipped with supplementary heater:				Yes								
Heat pump combination heater:				Yes								
Climate condition:				Average								
Temperature application:				Medium temperature (55 °C)								
Applied standards: EN14825 and EN16147												
Rated heat output				Prated	12,3	kW		Seasonal space heating energy efficiency				
								η_s	153	%		
<i>Declared capacity for part load at outdoor temperature Tj</i>								<i>Declared coefficient of performance for part load at outdoor temperature Tj</i>				
Tj = -7 °C	Pdh	10,9	kW		Tj = -7 °C	COPd	2,48	-				
Tj = +2 °C	Pdh	6,7	kW		Tj = +2 °C	COPd	3,96	-				
Tj = +7 °C	Pdh	5,9	kW		Tj = +7 °C	COPd	4,67	-				
Tj = +12 °C	Pdh	6,0	kW		Tj = +12 °C	COPd	5,67	-				
Tj = biv	Pdh	10,9	kW		Tj = biv	COPd	2,48	-				
Tj = TOL	Pdh	11,6	kW		Tj = TOL	COPd	2,40	-				
Tj = -15 °C (if TOL < -20 °C)	Pdh		kW		Tj = -15 °C (if TOL < -20 °C)	COPd		-				
Bivalent temperature				T _{biv}	-7	°C		Operation limit temperature				
Cycling interval capacity for heating				P _{cyc}		kW		Cycling interval efficiency				
Degradation co-efficient				Cdh	0,99	-		Heating water operating limit				
								TOL	-10	°C		
								COP _{cyc}		-		
								WTOL	65	°C		
<i>Power consumption in modes other than active mode</i>								<i>Supplementary heater</i>				
Off mode	P _{OFF}	0,025	kW		Rated heat output				P _{sup}	0,7	kW	
Thermostat-off mode	P _{TO}	0,007	kW									
Standby mode	P _{SB}	0,025	kW		Type of energy input				Electric			
Crankcase heater mode	P _{CK}	0,037	kW									
<i>Other items</i>												
Capacity control	variable			Rated air flow rate, outdoors					4150	m ³ /h		
Sound power level, indoors/outdoors	L _{WA}	35/55	dB		Rated water flow rate, indoor heat exchanger				variable	m ³ /h		
Annual energy consumption	Q _{HE}	6524	kWh		Rated brine or water flow rate, outdoor heat exchanger					m ³ /h		
<i>For heat pump combination heater:</i>												
Declared load profile				XL				Water heating energy efficiency				
								η_{wh}				
								104				
								%				
Daily electricity consumption	Q _{elec}	7,36	kWh		Daily fuel consumption				Q _{fuel}		kWh	
Annual electricity consumption	AEC	1616	kWh		Annual fuel consumption				AFC		GJ	
Approved by:												
Contact details				METRO THERM A/S Rundinsvej 55 DK-3220 Helsingør www.metrotherm.dk								