




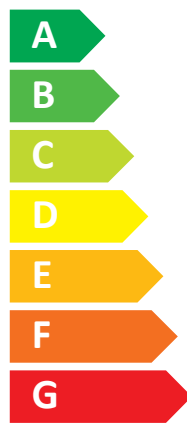
ENERG Y IJA
 енергия · ενεργεια IE IA



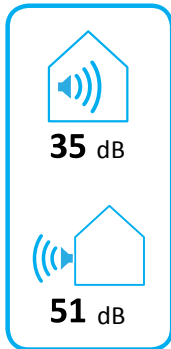
L6SPLIT + HK200S



A++



A



2015

811/2013



ENERG

енергия · ενεργεια

Y






IJA


IE


IA





L6SPLIT + HK200S+ S20













+ 

+ 

+ 


+ 

Supplier's name:	METRO THERM A/S		
Model:	L6SPLIT + HK200S + S20		
Temperature application	35	55	°C
Declared load profile for water heating	XL		
Seasonal space heating energy efficiency class, average climate:	A++	A++	
Water heating energy efficiency class, average climate:	A		
Rated heat output, average climate:	5,0	5,0	kW
Annual energy consumption for space heating, average climate	2089	3248	kWh
Annual electricity consumption for water heating, average climate	1890		kWh
Seasonal space heating energy efficiency, average climate:	188	131	%
Water heating energy efficiency, average climate:	91		%
Sound power level LWA indoors	35		dB
Rated heat output, cold climate:	4,0	6,0	kW
Rated heat output, warm climate:	4,0	5,0	kW
Annual energy consumption for space heating, cold climate	2694	4610	kWh
Annual electricity consumption for water heating, cold climate	2332		kWh
Annual energy consumption for space heating, warm climate	872	1398	kWh
Annual electricity consumption for water heating, warm climate	1537		kWh
Seasonal space heating energy efficiency, cold climate:	143	116	%
Water heating energy efficiency, cold climate:	70		%
Seasonal space heating energy efficiency, warm climate:	252	179	%
Water heating energy efficiency, warm climate:	109		%
Sound power level LWA outdoors	51		dB

Data for package fiche

Controller class	VI		
Controller contribution to efficiency	4,0		%
Seasonal space heating energy efficiency of package, average climate:	192	135	%
Seasonal space heating energy efficiency class for package, average climate:	A+++	A++	%
Seasonal space heating energy efficiency of package, cold climate:	147	120	%
Seasonal space heating energy efficiency of package, warm climate:	256	183	%

Model(s):		L6SPLIT + HK200S + S20										
Type of heat source/sink:		Air-to-water										
Low-temperature heat pump:		No										
Equipped with supplementary heater:		Yes										
Heat pump combination heater:		Yes										
Climate condition:		Average										
Temperature application:		Medium temperature (55 °C)										
Applied standards: EN14825 and EN16147												
Rated heat output		Prated	5,3	kW	Seasonal space heating energy efficiency		η_s	131	%			
<i>Declared capacity for part load at outdoor temperature Tj</i>				<i>Declared coefficient of performance for part load at outdoor temperature Tj</i>								
Tj = -7 °C	Pdh	4,7	kW	Tj = -7 °C	COPd	1,88	-					
Tj = +2 °C	Pdh	2,8	kW	Tj = +2 °C	COPd	3,26	-					
Tj = +7 °C	Pdh	1,8	kW	Tj = +7 °C	COPd	4,72	-					
Tj = +12 °C	Pdh	2,7	kW	Tj = +12 °C	COPd	6,47	-					
Tj = biv	Pdh	4,7	kW	Tj = biv	COPd	1,88	-					
Tj = TOL	Pdh	4,1	kW	Tj = TOL	COPd	1,77	-					
Tj = -15 °C (if TOL < -20 °C)	Pdh	-	kW	Tj = -15 °C (if TOL < -20 °C)	COPd		-					
Bivalent temperature				T _{biv}	-7	°C	Operation limit temperature			TOL	-10	°C
Cycling interval capacity for heating				P _{cyc}		kW	Cycling interval efficiency			COP _{cyc}		-
Degradation co-efficient				C _{dh}	0,99	-	Heating water operating limit			WTOL	58	°C
<i>Power consumption in modes other than active mode</i>				<i>Supplementary heater</i>								
Off mode	P _{OFF}	0,007	kW	Rated heat output		P _{sup}	1,2	kW				
Thermostat-off mode	P _{TO}	0,012	kW	Type of energy input		Electric						
Standby mode	P _{SB}	0,012	kW									
Crankcase heater mode	P _{CK}	0	kW									
<i>Other items</i>												
Capacity control	variable			Rated air flow rate, outdoors			2526	m ³ /h				
Sound power level, indoors/outdoors	L _{WA}	35/51	dB	Rated water flow rate, indoor heat exchanger				m ³ /h				
Annual energy consumption	Q _{HE}	3248	kWh	Rated brine or water flow rate, outdoor heat exchanger				m ³ /h				
<i>For heat pump combination heater:</i>												
Declared load profile		XL		Water heating energy efficiency		η_{wh}	89	%				
Daily electricity consumption	Q _{elec}	8,59	kWh	Daily fuel consumption		Q _{fuel}		kWh				
Annual electricity consumption	AEC	1833	kWh	Annual fuel consumption		AFC		GJ				
Approved by:												
Contact details		METRO THERM A/S Rundinsvej 55 DK-3220 Helsingør www.metrotherm.dk										