




**ENERG**  
енергия · ενεργεια

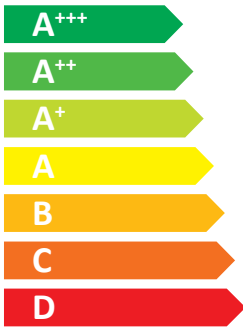


METROAIR F8



55 °C

35 °C



**A++**

**A++**



dB



**54** dB

10

7

8

kW

9

8

8

kW



2019

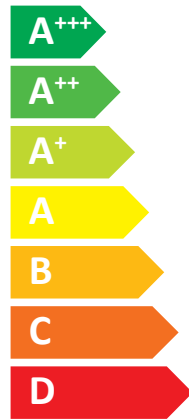
811/2013




**ENERG** Y IJA  
 енергия · ενεργεια IE IA



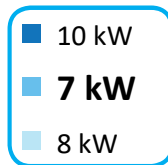
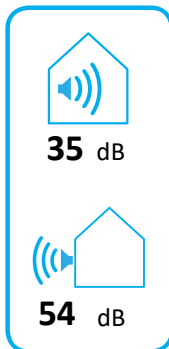
METROAIR F8 + METROAIR 330



**A++**



**A**





# ENERG

енергия · ενέργεια

Y






IJA


IE


IA





## METROAIR F8 + METROAIR 330













+ 

+ 

+ 


+ 

Supplier's name:	<b>METRO THERM A/S</b>		
Model:	<b>METROAIR F8 + METROAIR 330</b>		
Temperature application	<b>35</b>	<b>55</b>	°C
Declared load profile for water heating	<b>XL</b>		
Seasonal space heating energy efficiency class, average climate:	<b>A++</b>	<b>A++</b>	
Water heating energy efficiency class, average climate:	<b>A</b>		
Rated heat output, average climate:	8,2	7,0	kW
Annual energy consumption for space heating, average climate	3882	4447	kWh
Annual electricity consumption for water heating, average climate	1689		kWh
Seasonal space heating energy efficiency, average climate:	172	127	%
Water heating energy efficiency, average climate:	99		%
Sound power level LWA indoors	35		dB
Rated heat output, cold climate:	9,0	10,0	kW
Rated heat output, warm climate:	8,0	8,0	kW
Annual energy consumption for space heating, cold climate	6264	8844	kWh
Annual electricity consumption for water heating, cold climate	1886		kWh
Annual energy consumption for space heating, warm climate	1879	2333	kWh
Annual electricity consumption for water heating, warm climate	1540		kWh
Seasonal space heating energy efficiency, cold climate:	139	108	%
Water heating energy efficiency, cold climate:	89		%
Seasonal space heating energy efficiency, warm climate:	225	180	%
Water heating energy efficiency, warm climate:	109		%
Sound power level LWA outdoors	54		dB

### Data for package fiche

Controller class	II		
Controller contribution to efficiency	4,0		%
Seasonal space heating energy efficiency of package, average climate:	176	131	%
Seasonal space heating energy efficiency class for package, average climate:	<b>A+++</b>	<b>A++</b>	%
Seasonal space heating energy efficiency of package, cold climate:	143	112	%
Seasonal space heating energy efficiency of package, warm climate:	229	184	%

<b>Model(s):</b>		<b>METROAIR F8 + METROAIR 330</b>									
Type of heat source/sink:		Air-to-water									
Low-temperature heat pump:		No									
Equipped with supplementary heater:		Yes									
Heat pump combination heater:		Yes									
Climate condition:		Average									
Temperature application:		Medium temperature (55 °C)									
Applied standards: EN14825 and EN16147											
<b>Rated heat output</b>		Prated	7,0	kW	<b>Seasonal space heating energy efficiency</b>		$\eta_s$	127	%		
<i>Declared capacity for part load at outdoor temperature Tj</i>				<i>Declared coefficient of performance for part load at outdoor temperature Tj</i>							
Tj = -7 °C	Pdh	6,3	kW	Tj = -7 °C	COPd	1,94	-				
Tj = +2 °C	Pdh	3,9	kW	Tj = +2 °C	COPd	3,11	-				
Tj = +7 °C	Pdh	2,6	kW	Tj = +7 °C	COPd	4,42	-				
Tj = +12 °C	Pdh	3,7	kW	Tj = +12 °C	COPd	5,93	-				
Tj = biv	Pdh	6,6	kW	Tj = biv	COPd	1,83	-				
Tj = TOL	Pdh	5,9	kW	Tj = TOL	COPd	1,86	-				
Tj = -15 °C (if TOL < -20 °C)	Pdh		kW	Tj = -15 °C (if TOL < -20 °C)	COPd		-				
Bivalent temperature				T <sub>biv</sub>	-8,6	°C	Operation limit temperature		TOL	-10	°C
Cycling interval capacity for heating				P <sub>cyh</sub>		kW	Cycling interval efficiency		COP <sub>cyh</sub>		-
Degradation co-efficient				Cdh	0,97	-	Heating water operating limit		WTOL	58	°C
<i>Power consumption in modes other than active mode</i>				<i>Supplementary heater</i>							
Off mode	P <sub>OFF</sub>	0,002	kW	Rated heat output		P <sub>sup</sub>	1,1	kW			
Thermostat-off mode	P <sub>TO</sub>	0,01	kW	Type of energy input		Electric					
Standby mode	P <sub>SB</sub>	0,015	kW								
Crankcase heater mode	P <sub>CK</sub>	0,03	kW								
<i>Other items</i>											
Capacity control				variable		Rated air flow rate, outdoors			3000	m <sup>3</sup> /h	
Sound power level, indoors/outdoors				L <sub>WA</sub>	35/54	dB	Rated water flow rate, indoor heat exchanger			0,60	m <sup>3</sup> /h
Annual energy consumption				Q <sub>HE</sub>	4447	kWh	Rated brine or water flow rate, outdoor heat exchanger				m <sup>3</sup> /h
<i>For heat pump combination heater:</i>											
<b>Declared load profile</b>				<b>XL</b>		<b>Water heating energy efficiency</b>		$\eta_{wh}$	99	%	
Daily electricity consumption				Q <sub>elec</sub>	7,69	kWh	Daily fuel consumption		Q <sub>fuel</sub>		kWh
Annual electricity consumption				AEC	1689	kWh	Annual fuel consumption		AFC		GJ
<b>Approved by:</b>											
<b>Contact details</b>				<b>METRO THERM A/S Rundinsvej 55 DK-3220 Helsingø www.metrotherm.dk</b>							