




ENERG
енергия · ενεργεια

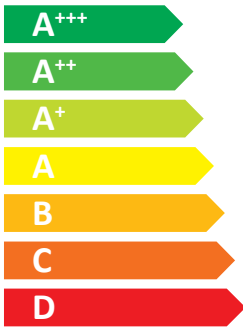


METROSAVER UB 15



55 °C



35 °C



43 dB



dB




2019

811/2013










ENERG

енергия · ενεργεια



METROSAVER UB 15


+		<input type="checkbox"/>
+		<input type="checkbox"/>
+		<input checked="" type="checkbox"/>
+		<input type="checkbox"/>

Supplier's name:	METRO THERM A/S		
Model:	Metrosaver UB 15		
Temperature application	35	55	°C
Declared load profile for water heating			
Seasonal space heating energy efficiency class, average climate:	A++	A++	
Water heating energy efficiency class, average climate:			
Rated heat output, average climate:	18	18	kW
Annual energy consumption for space heating, average climate	8134	10194	kWh
Annual electricity consumption for water heating, average climate			kWh
Seasonal space heating energy efficiency, average climate:	175	138	%
Water heating energy efficiency, average climate:			%
Sound power level LWA indoors	43		dB
Rated heat output, cold climate:	18	18	kW
Rated heat output, warm climate:	18	18	kW
Annual energy consumption for space heating, cold climate	9454	11893	kWh
Annual electricity consumption for water heating, cold climate			kWh
Annual energy consumption for space heating, warm climate	5333	6636	kWh
Annual electricity consumption for water heating, warm climate			kWh
Seasonal space heating energy efficiency, cold climate:	180	141	%
Water heating energy efficiency, cold climate:			%
Seasonal space heating energy efficiency, warm climate:	172	137	%
Water heating energy efficiency, warm climate:			%
Sound power level LWA outdoors	-		dB

Data for package fiche

Controller class	VII		
Controller contribution to efficiency	3,5		%
Seasonal space heating energy efficiency of package, average climate:	178	141	%
Seasonal space heating energy efficiency class for package, average climate:	A+++	A++	%
Seasonal space heating energy efficiency of package, cold climate:	183	145	%
Seasonal space heating energy efficiency of package, warm climate:	176	140	%

Model(s):		Metrosaver UB 15													
Type of heat source/sink:		Brine-to-water													
Low-temperature heat pump:		No													
Equipped with supplementary heater:		Yes													
Heat pump combination heater:		No													
Climate condition:		Average													
Temperature application:		Medium temperature (55 °C)													
Applied standards: EN14825 and EN16147															
Rated heat output		Prated	18,0	kW	Seasonal space heating energy efficiency		η_s	138	%						
<i>Declared capacity for part load at outdoor temperature Tj</i>				<i>Declared coefficient of performance for part load at outdoor temperature Tj</i>											
Tj = -7 °C	Pdh	14,6	kW	Tj = -7 °C	COPd	3,16	-								
Tj = +2 °C	Pdh	14,8	kW	Tj = +2 °C	COPd	3,72	-								
Tj = +7 °C	Pdh	15,1	kW	Tj = +7 °C	COPd	4,01	-								
Tj = +12 °C	Pdh	15,4	kW	Tj = +12 °C	COPd	4,27	-								
Tj = biv	Pdh	14,6	kW	Tj = biv	COPd	3,27	-								
Tj = TOL	Pdh	14,6	kW	Tj = TOL	COPd	2,96	-								
Tj = -15 °C (if TOL < -20 °C)	Pdh		kW	Tj = -15 °C (if TOL < -20 °C)	COPd		-								
Bivalent temperature				T _{biv}	-5,1	°C	Operation limit temperature			TOL	-10	°C			
Cycling interval capacity for heating				P _{cyh}		kW	Cycling interval efficiency			COP _{cyh}		-			
Degradation co-efficient				Cdh	0,99	-	temperature			WTOL	65	°C			
<i>Power consumption in modes other than active mode</i>				<i>Supplementary heater</i>											
Off mode	P _{OFF}	0,002	kW	Rated heat output		P _{sup}	3,4	kW							
Thermostat-off mode	P _{TO}	0,022	kW	Type of energy input		Electric									
Standby mode	P _{SB}	0,007	kW												
Crankcase heater mode	P _{CK}	0,035	kW												
<i>Other items</i>															
Capacity control	fixed			Rated air flow rate, outdoors				m ³ /h							
Sound power level, indoors/outdoors	L _{WA}	43/-	dB	Rated water flow rate, indoor heat exchanger		1,57		m ³ /h							
Annual energy consumption	Q _{HE}	10194	kWh	Rated brine or water flow rate, outdoor heat exchanger		2,89		m ³ /h							
<i>For heat pump combination heater:</i>															
Declared load profile				Water heating energy efficiency		η_{wh}		%							
Daily electricity consumption				Q _{elec}		kWh		Daily fuel consumption				Q _{fuel}		kWh	
Annual electricity consumption				AEC		kWh		Annual fuel consumption				AFC		GJ	
Approved by:															
Contact details		METRO THERM A/S Rundinsvej 55 DK-3200 Helsingør www.metrotherm.dk													