




**ENERG**  
енергия · ενεργεια

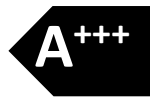
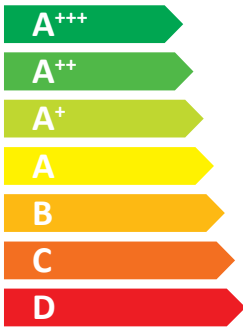


METROSAVER MB F16



55 °C

35 °C



**42** dB



dB

■ 16  
■ **16**  
■ 16  
kW

■ 16  
■ **16**  
■ 16  
kW



2019

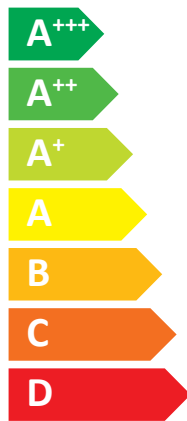

811/2013




**ENERG**  
енергия · ενέργεια



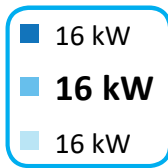
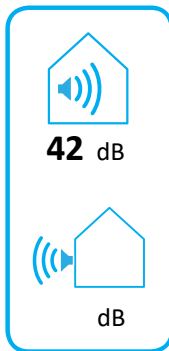
METROSAVER MB F16



**A+++**



**A**




2019

811/2013










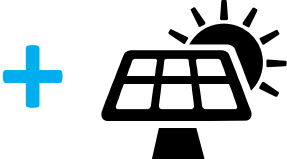
# ENERG

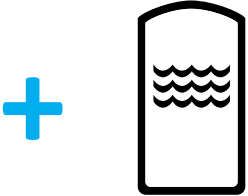
енергия · ενέργεια




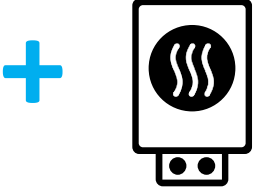
## METROSAVER MB F16





















Supplier's name:	<b>METRO THERM A/S</b>		
Model:	<b>Metrosaver MB F16</b>		
Temperature application	35	55	°C
Declared load profile for water heating	<b>XL</b>		
Seasonal space heating energy efficiency class, average climate:	<b>A+++</b>	<b>A+++</b>	
Water heating energy efficiency class, average climate:	<b>A</b>		
Rated heat output, average climate:	16	16	kW
Annual energy consumption for space heating, average climate	6373	8167	kWh
Annual electricity consumption for water heating, average climate	1709		kWh
Seasonal space heating energy efficiency, average climate:	199	154	%
Water heating energy efficiency, average climate:	98		%
Sound power level LWA indoors	42		dB
Rated heat output, cold climate:	16	16	kW
Rated heat output, warm climate:	16	16	kW
Annual energy consumption for space heating, cold climate	7218	9434	kWh
Annual electricity consumption for water heating, cold climate	1709		kWh
Annual energy consumption for space heating, warm climate	4169	5386	kWh
Annual electricity consumption for water heating, warm climate	1709		kWh
Seasonal space heating energy efficiency, cold climate:	211	159	%
Water heating energy efficiency, cold climate:	98		%
Seasonal space heating energy efficiency, warm climate:	197	151	%
Water heating energy efficiency, warm climate:	98		%
Sound power level LWA outdoors	-		dB

#### Data for package fiche

Controller class	VII		
Controller contribution to efficiency	4		%
Seasonal space heating energy efficiency of package, average climate:	203	158	%
Seasonal space heating energy efficiency class for package, average climate:	<b>A+++</b>	<b>A+++</b>	%
Seasonal space heating energy efficiency of package, cold climate:	215	163	%
Seasonal space heating energy efficiency of package, warm climate:	201	155	%

<b>Model(s):</b>		<b>Metrosaver MB F16</b>							
Type of heat source/sink:		Brine-to-water							
Low-temperature heat pump:		No							
Equipped with supplementary heater:		Yes							
Heat pump combination heater:		Yes							
Climate condition:		Average							
Temperature application:		Medium temperature (55 °C)							
Applied standards: EN14825 and EN16147									
<b>Rated heat output</b>		Prated	16,0	kW	<b>Seasonal space heating energy efficiency</b>		$\eta_s$	154	%
<i>Declared capacity for part load at outdoor temperature Tj</i>				<i>Declared coefficient of performance for part load at outdoor temperature Tj</i>					
Tj = -7 °C	Pdh	14,2	kW	Tj = -7 °C	COPd	3,0	-		
Tj = +2 °C	Pdh	8,7	kW	Tj = +2 °C	COPd	4,1	-		
Tj = +7 °C	Pdh	5,6	kW	Tj = +7 °C	COPd	4,9	-		
Tj = +12 °C	Pdh	5,5	kW	Tj = +12 °C	COPd	5,0	-		
Tj = biv	Pdh	15,4	kW	Tj = biv	COPd	2,8	-		
Tj = TOL	Pdh	15,4	kW	Tj = TOL	COPd	2,8	-		
Tj = -15 °C (if TOL < -20 °C)	Pdh		kW	Tj = -15 °C (if TOL < -20 °C)	COPd		-		
Bivalent temperature		T <sub>biv</sub>	-10	°C	Operation limit temperature		TOL	-10	°C
Cycling interval capacity for heating		P <sub>cyh</sub>		kW	Cycling interval efficiency		COP <sub>cyh</sub>		-
Degradation co-efficient		Cdh	0,99	-	temperature		WTOL	65	°C
<i>Power consumption in modes other than active mode</i>				<i>Supplementary heater</i>					
Off mode	P <sub>OFF</sub>	0,002	kW	Rated heat output		P <sub>sup</sub>	0,6	kW	
Thermostat-off mode	P <sub>TO</sub>	0,02	kW	Type of energy input		Electric			
Standby mode	P <sub>SB</sub>	0,007	kW	Crankcase heater mode		P <sub>CK</sub>	0,03	kW	
<i>Other items</i>									
Capacity control		variable		Rated air flow rate, outdoors				m <sup>3</sup> /h	
Sound power level, indoors/outdoors		L <sub>WA</sub>	42/-	dB	Rated brine or water flow rate, outdoor heat exchanger			1,84	m <sup>3</sup> /h
Annual energy consumption		Q <sub>HE</sub>	8167	kWh					
<i>For heat pump combination heater:</i>									
<b>Declared load profile</b>		<b>XL</b>		<b>Water heating energy efficiency</b>		$\eta_{wh}$	98	%	
Daily electricity consumption		Q <sub>elec</sub>	7,78	kWh	Daily fuel consumption		Q <sub>fuel</sub>		kWh
Annual electricity consumption		AEC	1709	kWh	Annual fuel consumption		AFC		GJ
<b>Approved by:</b>									
<b>Contact details</b>		<b>METRO THERM A/S Rudinsvej 55 DK-3220 Helsingø www.metrotherm.dk</b>							